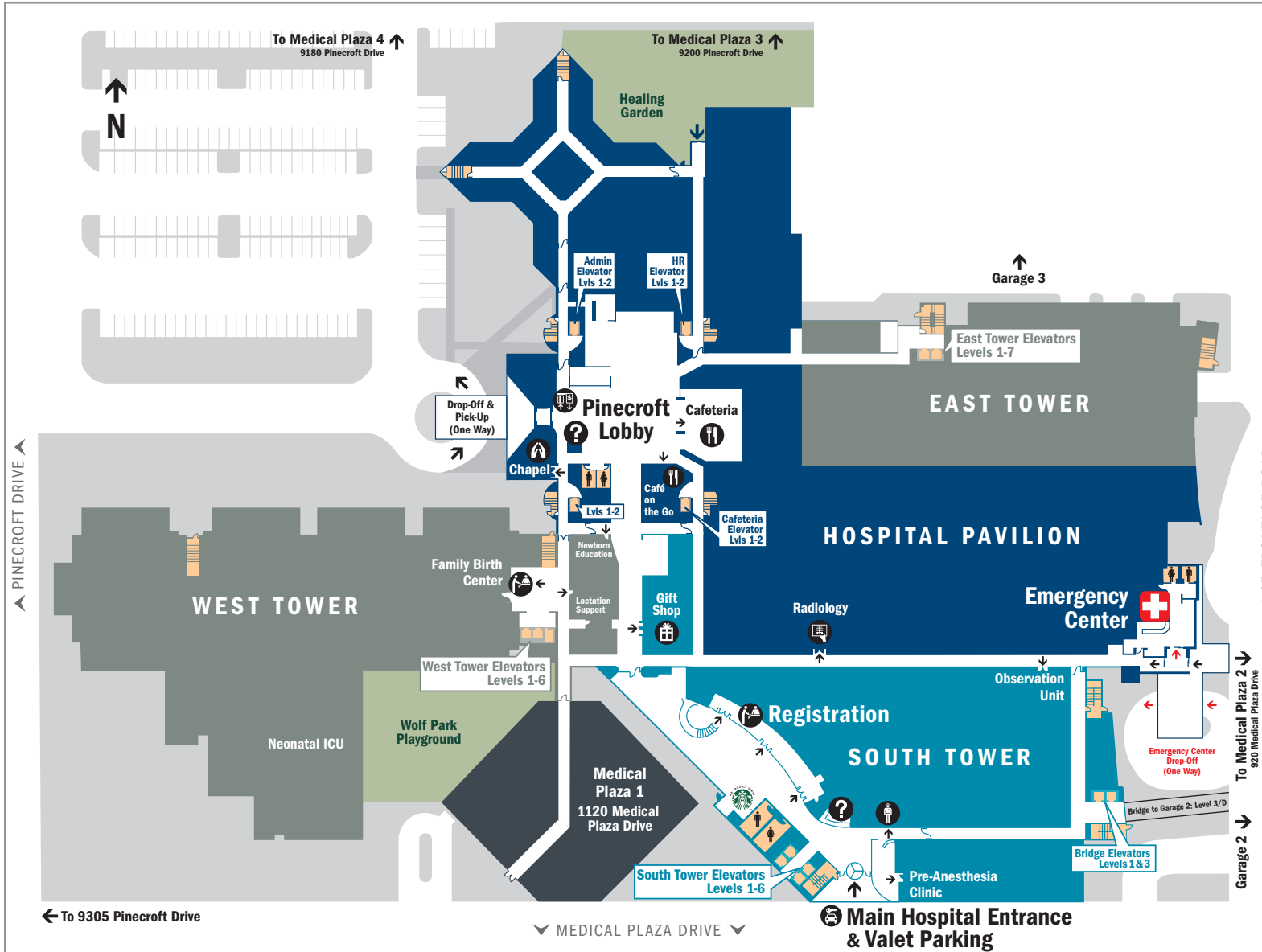


HOSPITAL, EAST, SOUTH & WEST TOWERS - LEVEL 1



MAP KEY

| | | |
|------------------|-------------|--------------|
| Emergency Center | ATM | Information |
| Entrance | Cafeteria | Radiology |
| Elevators | Chapel | Registration |
| Stairs | Coffee Shop | Security |
| Restrooms | Gift Shop | Valet - FREE |


For Information: 713.897.2300

Memorial Hermann campuses are smoke-free and tobacco-free.

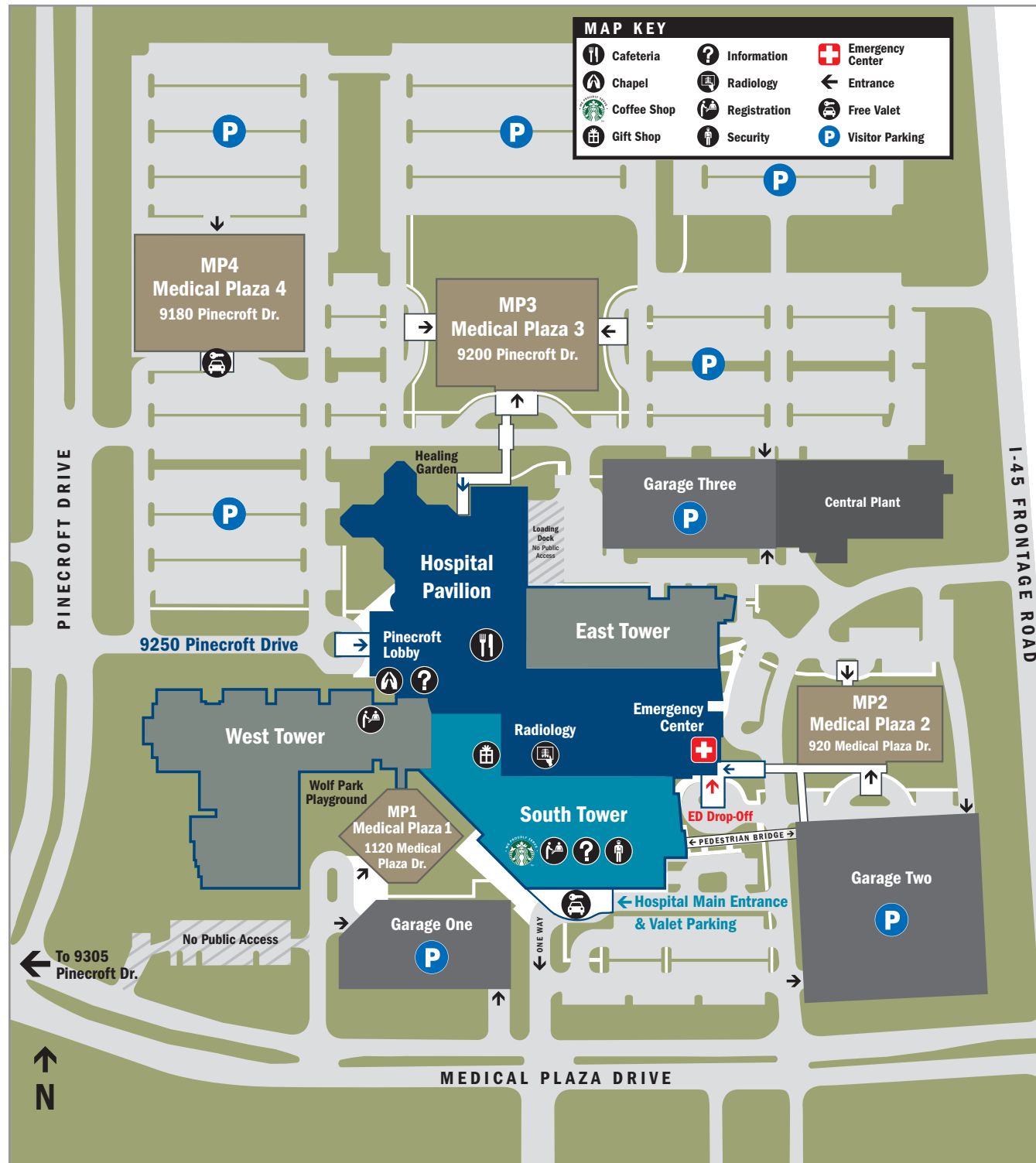
ALPHABETIZED LIST OF DEPARTMENTS

| Department | Building / Level | Department | Building / Level |
|---|---|--|---|
| Administration | Administration Elevator/L2 | Lactation Support Center | West Tower/L1 |
| Cafeteria | Pinacraft Lobby/L1 | Neuroscience Inpatient Unit | East Tower/L4 |
| Cardio Pulmonary: Echo EEG Lab EKG/Holter | South Tower/L6 Nuclear Medicine Pulmonary Lab Stress Testing | Newborn Education | West Tower/L1 |
| Cath Labs (Interventional Labs) | South Tower/L4 | Observation Unit | South Tower/L1 |
| Chapel | Pinacraft Lobby/L1 | Patient Rooms: E401 - E766 S101 - S537 | East Tower South Tower |
| Coffee Shop | South Tower/L1 | Pre-Anesthesia Clinic | South Tower/L1 |
| EMERGENCY CENTER | Hospital Pavilion/L1 | Radiology: CT Scan MRI | Hospital Pavilion/L1 Ultrasound X-Ray |
| Family Birth Center Family Birth Center Registration OB-Emergency Department Neonatal ICU | West Tower/L1 | Registration | South Tower/L1 |
| Gift Shop | South Tower/L1 | Restrooms | Pinacraft Lobby, South Tower/L1 |
| The Howard Hughes Corporation Community Conference Center | South Tower/L3 | Security | South Tower/L1 |
| Human Resources | HR Elevator/L2 | Surgery Services & Endoscopy | South Tower/L2 |
| ICUs: Cardiovascular - S501-S512 Medical - W3101-W3112 Med/Surg - E631-E636 & E641-E645 Neonatal - W001-W036 Neuro - E431-E436 & E441-E446 Surgical - W4101-W4112 | South Tower/L5 West Tower/L3 East Tower/L6 West Tower/L1 East Tower/L4 West Tower/L4 | TIRR Inpatient Rehabilitation | East Tower/L7 |
| | | Valet Parking - FREE | South Tower/L1 |
| | | Woodforest Bank Community Terrace | South Tower/L3 |

For Information: 713.897.2300 (main)



WOODLANDS CAMPUS MAP



ALPHABETIZED DIRECTORY OF HOSPITAL DEPARTMENTS

| Department | Building / Level |
|---|---|
| Administration | Hospital Pavilion/L2 |
| Breast Center | MP3/L1 |
| Cafeteria | Pinecroft Lobby/L1 |
| Canopy Cancer Survivorship Ctr. | MP1/L2 |
| Cardiac Rehab | MP4/L1 |
| Cardio Pulmonary: Echo EKG Lab EKG/Holter | South Tower/L6 Nuclear Medicine Pulmonary Lab Stress Testing |
| Cath Labs | South Tower/L4 |
| Chapel | Pinecroft Lobby/L1 |
| Coffee Shop | South Tower/L1 |
| Diabetes Education | MP1/L3 |
| EMERGENCY CENTER | Hospital Pavilion/L1 |
| Family Birth Center Family Birth Center Registration OB-Emergency Department Neonatal ICU | West Tower/L1 |
| Gift Shop | South Tower/L1 |
| The Howard Hughes Corporation Community Conference Center | South Tower/L3 |
| Human Resources | Hospital Pavilion/L2 |
| ICUs: Cardiovascular - S501-S512 Medical - W3101-W3112 Med/Surg - E631-E636, E641-E645 Neonatal - W001-W036 Neuro - E431-E436, E441-E446 Surgical - W4101-W4112 | South Tower/L5 West Tower/L3 East Tower/L6 West Tower/L1 East Tower/L4 West Tower/L4 |
| Infusion | MP1/L2 |
| Memorial Hermann IRONMAN Sports Medicine Institute | 9305 Pinecroft |

| Department | Building / Level |
|---|---|
| Lactation Support Center | West Tower/L1 |
| Mischer Neuroscience Center | MP4/L5 |
| Neuroscience Inpatient Unit | East Tower/L4 |
| Newborn Education | West Tower/L1 |
| Observation Unit | South Tower/L1 |
| Outpatient Nutrition | MP1/L3 |
| Outpatient Imaging (OPID) | MP3/L1 |
| Outpatient Surgery Center | MP3/L2 |
| Patient Rooms: E401 - E766 S101 - S537 W1211 - W6266 | East Tower South Tower West Tower |
| Pre-Anesthesia Clinic | South Tower/L1 |
| Radiology: CT Scan MRI | Hospital Pavilion/L1 Ultrasound X-Ray |
| Registration | South Tower/L1 |
| Security | South Tower/L1 |
| Sleep Lab | 9305 Pinecroft |
| Speech Therapy | MP2/L2 |
| Sports Medicine & Rehabilitation | MP4/L2 |
| Surgery Services & Endoscopy | South Tower/L2 |
| TIRR Inpatient Rehabilitation | East Tower/L7 |
| TIRR Outpatient Rehabilitation | MP2/L2 |
| TIRR Pediatric Outpatient Rehabilitation | MP2/L5 |
| Woodforest Bank Community Terrace | South Tower/L3 |
| Wound Care | MP2/L3 |

BUILDINGS

Hospital Pavilion
9250 Pinecroft Drive

South Tower/Hospital Main Entrance

East Tower

West Tower

Garage Two
FREE Valet, Hospital Main Entrance

Medical Plaza 1
1120 Medical Plaza Drive **MP1**

Garage One for MP1 Only
No Hospital Parking

Medical Plaza 2
920 Medical Plaza Drive **MP2**

Garage Two

Medical Plaza 3:
9200 Pinecroft Drive **MP3**

Medical Plaza 4:
9180 Pinecroft Drive **MP4**

Surface Lots

9305 Pinecroft Drive
Pinecroft & Medical Plaza Drives

Garage & Surface Lots